

STAR FERRO AND CEMENT LIMITED

Scrip Code : - Name of the Scrip : - [NSEI]  
 Quarter ended: 31/12/2014

Class of Security : Equity

2014

Partly paid-up shares:-	No of partly paid-up shares	As a % of Total No of partly paid-up shares	As a % of Total No of shares of the company
Held by promoter/promoter group	Nil	Nil	Nil
Held by public	Nil	Nil	Nil
Total	Nil	Nil	Nil

Outstanding convertible securities:-	No of Outstanding securities	As a % of Total No of outstanding convertible securities	As a % of Total No of shares of the company, assuming full conversion of the convertible securities
Held by promoter/promoter group	Nil	Nil	Nil
Held by public	Nil	Nil	Nil
Total	Nil	Nil	Nil

Warrants:-	No of warrants	As a % of Total No of warrants	As a % of Total No of shares of the company, assuming full conversion of warrants
Held by promoter/promoter group	Nil	Nil	Nil
Held by public	Nil	Nil	Nil
Total	Nil	Nil	Nil

Total paid-up capital of the company, assuming full conversion of warrants and convertible securities  
 222172998 Shares of Re.1/- each



**STAR FERRO AND CEMENT LIMITED**

Scrip Code : - Name of the Scrip : - [NSEI]  
 (I)(a) Statement showing Shareholding Pattern Class of Security : Equity Face Value : Rs. 1/-  
 Quarter ended: 31/12/2014

Category Code (I)	Category of Shareholder (II)	No of Share-holders (III)	Total No of Shares (IV)	No of Shares held in Demat Form (V)	Total shareholding as a % of Tot Shrs		Shares pledged or otherwise encumbered		
					As a % of (A+B) (VI)	As a % of (A+B+C) (VII)	Shares (VIII)	As a % (IX)=(VIII)/(IV)*100	
<b>A. Promoter and Promoter Group</b>									
<b>1. Indian</b>									
	a. Individuals/Hindu Undivided Family	20	109530566	109530566	49.2997	49.2997	3000000	2.7390	
	b. Central/State Government(s)								
	c. Bodies Corporate								
	d. Financial Institutions/Banks	6	39329080	39329080	17.702	17.702	Nil	Nil	
	e. Any Other								
	<b>Sub Total (A1)</b>	<b>26</b>	<b>148859646</b>	<b>148859646</b>	<b>67.0017</b>	<b>67.0017</b>	<b>3000000</b>	<b>2.0153</b>	
<b>2. Foreign</b>									
	a. Individuals (NRI/Foreign Individuals)								
	b. Bodies Corporate								
	c. Institutions								
	d. Qualified Foreign Investor								
	e. Any other								
	<b>Sub Total (A2)</b>								
	<b>Total Shareholding of Promoter and Promoter Group A=(A)(1)+(A)(2)</b>	<b>26</b>	<b>148859646</b>	<b>148859646</b>	<b>67.0017</b>	<b>67.0017</b>	<b>3000000</b>	<b>2.0153</b>	
<b>B. Public Shareholding</b>									
<b>1. Institutions</b>									
	a. Mutual Funds/UTI								
	b. Financial Institutions/Banks								
	c. Central/State Government(s)								
	d. Venture Capital Funds								
	e. Insurance Companies								
	f. Foreign Institutional Investors								
	g. Foreign Venture Capital Investors								
	h. Qualified Foreign Investor								
	i. Any Other	6	749170	749170	.3372	.3372			
	<b>Sub Total (B1)</b>	<b>6</b>	<b>749170</b>	<b>749170</b>	<b>.3372</b>	<b>.3372</b>			
<b>2. Non-Institutions</b>									
	a. Bodies Corporate								
	b. Individuals holding	328	21068318	21051818	9.4828	9.4828			
	i. Nominal Share Capital up to Rs.1 Lakh								
	ii. Nominal Share Capital in excess of Rs.1 Lakh	6850	6451554	5491291	2.9038	2.9038			
	c. Qualified Foreign Investor	18	44601419	44601419	20.0751	20.0751			
	d. Any Other								
	Trusts	7	118250	110250	.0496	.0496			
	Clearing Member	26	295568	295568	.133	.133			
	Non Resident Individual	43	37063	37063	.0167	.0167			
	<b>Sub Total (B2)</b>	<b>7272</b>	<b>72564174</b>	<b>71587409</b>	<b>32.6611</b>	<b>32.6611</b>			
	<b>Total Public Shareholding B=(B)(1)+(B)(2)</b>	<b>7278</b>	<b>73313344</b>	<b>72336579</b>	<b>32.9983</b>	<b>32.9983</b>			
	<b>Total (A)+(B)</b>	<b>7304</b>	<b>222172990</b>	<b>221196225</b>	<b>100.0000</b>	<b>100.0000</b>			



**STAR FERRO AND CEMENT LIMITED**

Scrip Code : - Name of the Scrip : - CNSEI Class of Security : Equity Face Value : Rs. 1/-  
 (D)(a) Statement showing Shareholding Pattern Quarter ended: 31/12/2014


Category Code (I)	Category of Shareholder (II)	No of Shareholders (III)	Total No of Shares (IV)	No of Shares held in Demat Form (V)	Total shareholding as a % of Tot Shrs		Shares pledged or otherwise encumbered		
					As a % of (A+B) (VI)	As a % of (A+B+C) (VII)	Shares (VIII)	As a % (IX)=(VIII)/(IV)*100	
C. Shares held by Custodian & against which Depository Receipts have been issued									
	1. Promoter and Promoter Group	Nil	Nil	Nil					
	2. Public	Nil	Nil	Nil					
	<b>Grand Total (A)+(B)+(C)</b>	7304	222172998	221196225		100.0000	3000000	1.3505	



1. Indian

a. Individuals/Hindu Undivided Family

		Details of Shares held			Encumbered shares		Details of warrants		Details of convertible securities		Total Shares (including underlying shares assuming full conversion of warrants and convertible securities) as a % of diluted share capital
Sr No	Name of the Shareholder	No of Shares held	As a % of Grand Total (A)+(B)+(C)	No.	As a %	As a % of Grand Total (A)+(B)+(C) of sub clause (VI)= (V)/ (III)*100	No of Warrants held	As a % of total no of warrants held of the same class	No of convertible securities held	As a % of total no of convertible securities of the same class	
1	PREM KUMAR BHAJANKA	21515986	9.6843	Nil	Nil	Nil	Nil	Nil	Nil	Nil	9.6843
2	SANJAY AGARWAL	21104245	9.4990	Nil	Nil	Nil	Nil	Nil	Nil	Nil	9.4990
3	SAJJAN BHAJANKA	18926075	8.5186	Nil	Nil	Nil	Nil	Nil	Nil	Nil	8.5186
4	SANTOSH BHAJANKA	15049500	6.7738	Nil	Nil	Nil	Nil	Nil	Nil	Nil	6.7738
5	DIVYA AGARWAL	14488750	6.5214	Nil	Nil	Nil	Nil	Nil	Nil	Nil	6.5214
6	YASH BHAJANKA	3297170	1.4841	Nil	Nil	Nil	Nil	Nil	Nil	Nil	1.4841
7	PREM KUMAR BHAJANKA	3000000	1.3503	3000000	100.0000	1.3503	Nil	Nil	Nil	Nil	1.3503
8	DHAUNA AGARWAL	2737690	1.2322	Nil	Nil	Nil	Nil	Nil	Nil	Nil	1.2322
9	HAKI PRASAD AGARWALA	2435760	1.0963	Nil	Nil	Nil	Nil	Nil	Nil	Nil	1.0963
10	SUNITRA DEVI AGARWALA	1676250	.7545	Nil	Nil	Nil	Nil	Nil	Nil	Nil	.7545
11	HARI PRASAD AGARWALA	1530990	.6891	Nil	Nil	Nil	Nil	Nil	Nil	Nil	.6891
12	RAJESH KUMAR AGARWAL	745225	.3354	Nil	Nil	Nil	Nil	Nil	Nil	Nil	.3354
13	SHRADDHA AGARWAL	700000	.3151	Nil	Nil	Nil	Nil	Nil	Nil	Nil	.3151
14	PAYAL AGARWAL	500000	.2250	Nil	Nil	Nil	Nil	Nil	Nil	Nil	.2250
15	SOMU KAJARIA	500000	.2250	Nil	Nil	Nil	Nil	Nil	Nil	Nil	.2250
16	SOMU BHAJANKA	500000	.2250	Nil	Nil	Nil	Nil	Nil	Nil	Nil	.2250
17	PAVAL BHAJANKA	500000	.2250	Nil	Nil	Nil	Nil	Nil	Nil	Nil	.2250
18	KESHAV BHAJANKA	122925	.0553	Nil	Nil	Nil	Nil	Nil	Nil	Nil	.0553
19	SHRADDHA AGARWAL	100000	.0450	Nil	Nil	Nil	Nil	Nil	Nil	Nil	.0450
20	NANCY BHAJANKA	100000	.0450	Nil	Nil	Nil	Nil	Nil	Nil	Nil	.0450
Total :		109530566	49.2997	3000000	2.7390	1.3503	Nil	Nil	Nil	Nil	49.2997



STAR FERRO AND CEMENT LIMITED

(I)(b) Statement showing holding of securities (including shares, warrants, convertible securities) of persons belonging to the category "Promoter and Promoter Group"

Quarter ended 31/12/2014

1. Indian


c. Bodies Corporate

Sr No		Details of Shares held			Encumbered shares		Details of warrants		Details of convertible securities		Total Shares (including underlying shares assuming full conversion of warrants and convertible securities) as a % of diluted share capital
(I)	(II)	No of Shares held (III)	As a % of Grand Total (A)+(B)+(C) (IV)	No. (V)	As a % (VI)= (V)/ (III)*100 (VII)	As a % of Grand Total (A)+(B)+(C) of sub clause (I)(a) (VIII)	No of Warrants held (IX)	As a % of total no of warrants of the same class (X)	No of convertible securities held (XI)	As a % of total no of convertible securities of the same class (XII)	(XIII)
1	SKIRAH VANIJYA PVT. LTD.	8502180	3.8268	Nil	Nil	Nil	Nil	Nil	Nil	Nil	3.8268
2	BRIJDHAN MERCHANTS PVT. LTD.	7743990	3.4856	Nil	Nil	Nil	Nil	Nil	Nil	Nil	3.4856
3	SUNANGAL INTERNATIONAL PVT. LTD.	7666800	3.4508	Nil	Nil	Nil	Nil	Nil	Nil	Nil	3.4508
4	SUNANGAL BUSINESS PVT. LTD.	6831240	3.0747	Nil	Nil	Nil	Nil	Nil	Nil	Nil	3.0747
5	SKIRAH MERCHANTS PVT. LTD.	6739870	3.0336	Nil	Nil	Nil	Nil	Nil	Nil	Nil	3.0336
6	AUROVILLE INVESTMENTS PVT LTD	1845000	.8304	Nil	Nil	Nil	Nil	Nil	Nil	Nil	.8304
Total :		39329080	17.7020	Nil	Nil	Nil	Nil	Nil	Nil	Nil	17.7020



(D)(c)(1) Statement showing holding of securities (including shares, warrants, convertible securities) of persons belonging to the category 'Public' and holding more than 1% of the total no of shares

Sr No	Name of the Shareholder	No of Shares held	Details of warrants		Details of convertible securities			
			Shares as a % of total no of shares (i.e., Grand held Total (A)+(B)+(C) indicated in Statement	No of Warrants	As a % of total no of Warrants of the same class	No of convertible securities held	% w.r.t total no of convertible securities of the same class	Total shares (including underlying shares assuming full conversion of warrants and convertible securities) as a % of diluted share capital
1	BRIJ DHISHAN AGARWAL	9344877	4.2061	Nil	Nil	Nil	Nil	4.2061
2	SIDHAN AGARWAL	8572740	3.8586	Nil	Nil	Nil	Nil	3.8586
3	SHEETIJ AGARWAL	7074041	3.1844	Nil	Nil	Nil	Nil	3.1844
4	HITTU AGARWAL	6288307	2.8304	Nil	Nil	Nil	Nil	2.8304
5	MAHABIR PRASAD AGARWAL	3761602	1.6931	Nil	Nil	Nil	Nil	1.6931
6	SUNITRA DEVI AGARWAL	3459660	1.5572	Nil	Nil	Nil	Nil	1.5572
7	SUPER DIAMOND NIKMAN PRIVATE LIMITED	2432000	1.0946	Nil	Nil	Nil	Nil	1.0946
8	ESKAY BUSINESS PVT.LTD.	2237904	1.0073	Nil	Nil	Nil	Nil	1.0073
<b>Total</b>		<b>43171931</b>	<b>19.4317</b>	<b>Nil</b>	<b>Nil</b>	<b>Nil</b>	<b>Nil</b>	<b>19.4317</b>



(I)(c)(ii) Statement showing holding of securities (including shares, warrants, convertible securities) of persons (together with PAC) belonging to the category 'Public' and holding more than 5% of the total no of shares of the company

Details of warrants      Details of convertible securities

Shares as a % of total no of shares (i.e., Grand Total (A)+(B)+(C) indicated in Statement at para (I) No of Shares (a) above)	Details of warrants		Details of convertible securities		Total shares (including underlying shares convertible assuming full conversion of warrants and convertible securities) as a % of diluted share capital
	No of Warrants	As a % of total no of Warrants of the same class	No of convertible securities held	% Warrant total no of convertible securities of the same class	

Name(s) of the Shareholder(s) and the Persons Acting in Sr No Concert (PAC) with them

--- Nil ---



STAR FERRO AND CEMENT LIMITED

(I)(d) Statement showing details of Locked-in shares as on 31/12/2014

Page # 1

Sl #	Folio/CIID/SpId	Name of the Shareholder	No of Locked-in Shares	Locked-in shares as a % of total No of shares (i.e., Grand Total (A)+(B)+(C) indicated in Statement at para (I)(a) above)	Promoter/Promoter Group/ Public
----- NIL -----					






STAR FERRO AND CEMENT LIMITED

(II)(a) Statement showing details of Depository Receipts (DRs) as on 31/12/2014

Sl #	Type of Outstanding DR (ADRs, GDRs, SDRs, etc.)	No of outstanding DRs	No of Shares Underlying Outstanding DRs	Shares underlying outstanding DRs as a % of total No of Shares <u>filed</u> , Grand Total (A)+ (B)+(C) <u>indicated</u> in Statement at para (II)(a) above
------	--	-----------------------------	--	--

--- Nil ---



STAR FERRO AND CEMENT LIMITED

(II)(b) Statement showing holding of Depository Receipts (DRs), where underlying shares held by 'promoter/promoter group' are in excess of 1% of the total no of shares as on 31/12/2014

Sl # Name of the DR Holder	Type of Outstanding DR (ADRs, GDRs, SDRs, etc..)	No of Shares Underlying Outstanding DRs	Shares underlying outstanding DRs as a % of total No of Shares i.e., Grand Total (A)+ (B)+(C) indicated in Statement at para (I)(a) above
----------------------------	---	--	---

--- Nil ---

